

NOTE: RECOMMENDED MARKERBOARD MOUNTING HEIGHTS

- A) 2'4" FROM FLOOR FOR K-4th GRADE*
- B) 2'8" FROM FLOOR FOR 5th & 6th GRADE*
- C) 2'10" FROM FLOOR FOR 7th & 8th GRADE*
- D) 3'0" FROM FLOOR FOR HIGH SCHOOL*

*(UNLESS OTHERWISE SPECIFIED BY ARCHITECT)

MARKERBOARD
ELEVATION

3/8" = 1'-0"

ALUMINUM FRAMED BOARD SIZES
FOR BOTH WIDE (1 1/8") & NARROW (3/8") FRAME STYLE

SIZE BOARD MAKE-UP

| | |
|-----------|-------------------------------------------|
| 1' x 1' | CONSISTS OF ONE 1' BOARD |
| 1.5' x 2' | CONSISTS OF ONE 2' BOARD |
| 2' x 2' | CONSISTS OF ONE 2' BOARD |
| 2' x 3' | CONSISTS OF ONE 3' BOARD |
| 2' x 4' | CONSISTS OF ONE 4' BOARD |
| 3' x 4' | CONSISTS OF ONE 4' BOARD |
| 4' x 4' | CONSISTS OF ONE 4' BOARD |
| 4' x 5' | CONSISTS OF ONE 5' BOARD |
| 4' x 6' | CONSISTS OF ONE 6' BOARD |
| 4' x 8' | CONSISTS OF ONE 8' BOARD |
| 4' x 10' | CONSISTS OF ONE 10' BOARD |
| 4' x 12' | CONSISTS OF ONE 12' BOARD |
| 4' x 16' | CONSISTS OF TWO 8' BOARDS WITH H-CHANNEL |
| 4' x 20' | CONSISTS OF TWO 10' BOARDS WITH H-CHANNEL |
| 4' x 24' | CONSISTS OF TWO 12' BOARDS WITH H-CHANNEL |

IMPORTANT NOTICE

FIELD VERIFY ALL DIMENSIONS AND
LOCATIONS PRIOR TO MANUFACTURING

BOARD CONSTRUCTION TYPE:

- MAGNETIC
- NON-MAGNETIC
- CORK (TRAY NOT INCLUDED)

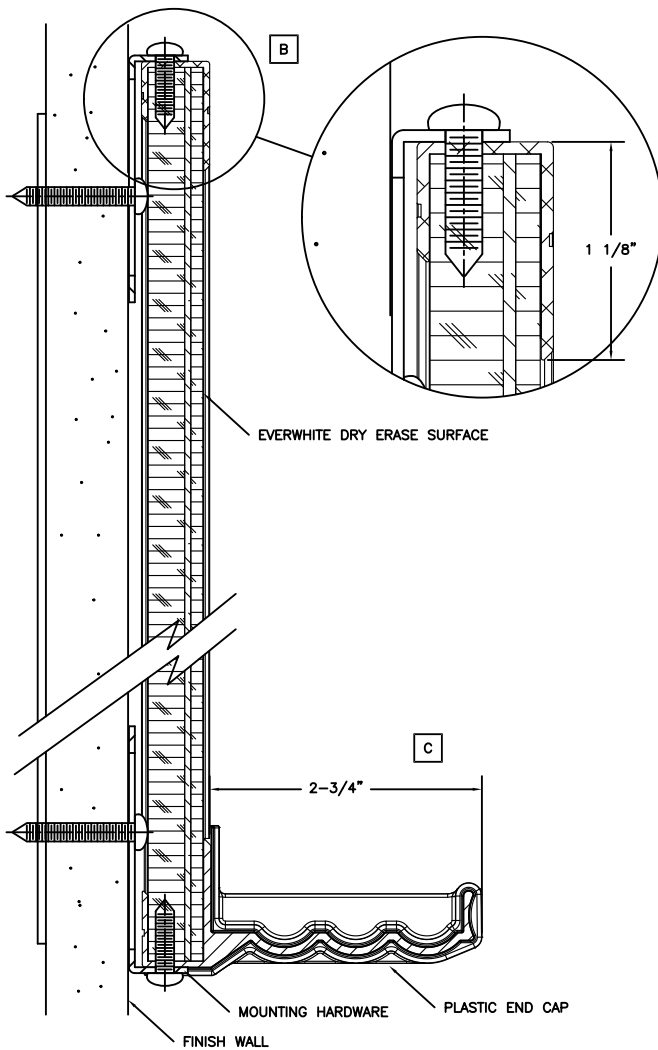
| QTY | SIZE | TYPE | LOCATION | ADDITIONAL COMMENTS |
|-----|------|------|----------|---------------------|
| | | | | |
| | | | | |
| | | | | |
| | | | | |
| | | | | |
| | | | | |
| | | | | |
| | | | | |
| | | | | |
| | | | | |
| | | | | |
| | | | | |

BOARD SCHEDULE



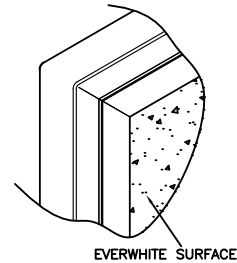
1480 INDEPENDENCE AVENUE
HARTFORD, WI 53027
PH (800) 335-7319
FX (262) 250-7176

CUSTOMER SERVICE AND
SUPPORT (800) 335-7319
WWW.EVERWHITEBOARDS.COM
MADE IN THE USA

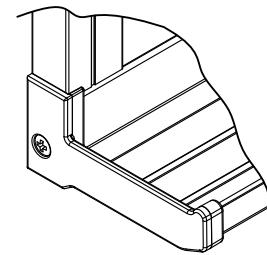


VERTICAL SECTIONS

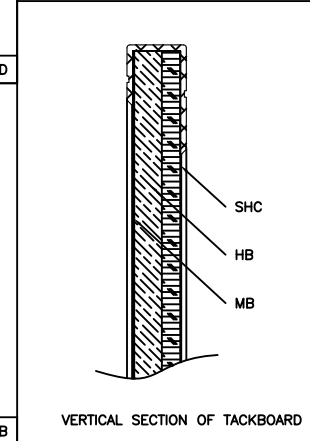
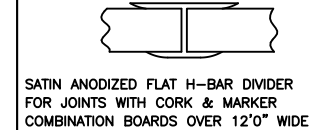
DETAIL VIEWS NOT TO SCALE



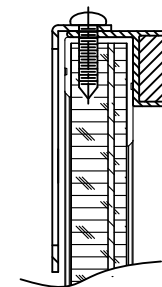
SAFETY FEATURE
WRAPPED AND MITERED
ALUMINUM CORNERS



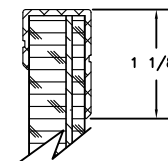
SAFETY FEATURE
DURABLE MOLDED PLASTIC END CAP
COVERS CUT ALUMINUM EDGES



VERTICAL SECTION OF TACKBOARD



1/2" MAPRAIL WITH INSERT



1 1/8"

D

B

| ACCESSORIES SCHEDULE | |
|----------------------|---------------------------|
| QTY | PART NUMBER / DESCRIPTION |
| ADDITIONAL COMMENTS | |
| | |
| | |
| | |
| | |

EVERWHITE COMBINATION BOARDS

- STANDARD SIZES UP TO 4' X 24' WITH VIRTUALLY UNLIMITED CUSTOM SIZES AVAILABLE
- AVAILABLE WITH SELF-HEALING CORK OR VINYL IN MULTIPLE CONFIGURATIONS
- AVAILABLE WITH CUSTOM GRAPHICS IN MULTIPLE CONFIGURATIONS

NOTE:
ALL ALUMINUM IS 6063 ALLOY T-5 TEMPER
COMMERCIAL SATIN ANODIZED CLEAR FINISH
MIN. MAT'L THICKNESS .062"

**EVERWHITE MARKERBOARD
FACE/CORE/BACKING**

MAGNETIC

- 01 EWS / 24GS / 1/2" HEX / MB

NON-MAGNETIC

- 02 EWS / 1/8" HB / 3/8" HEX / MB

EWS - EVERWHITE SURFACE
MB - MOISTURE BARRIER SHEET
HB - HARD BOARD
HEX - HEXACOMB
24GS - 24 GA. GALVANIZED STEEL

**CORK TACKBOARDS
FACE/CORE/BACKING**

- 01 1/4" SHC / 1/4" HB / MB

SHC - SELF-HEALING CORK
HB - HARD BOARD
MB - MOISTURE BARRIER SHEET

NOTE:
CORK BOARDS DO NOT INCLUDE TRAY



1480 INDEPENDENCE AVENUE
HARTFORD, WI 53027
PH (800) 335-7319
FX (262) 250-7176

CUSTOMER SERVICE AND
SUPPORT (800) 335-7319
WWW.EVERWHITEBOARDS.COM
MADE IN THE USA